

KuliFerda

Pro rozvoj školní zralosti u dětí v MŠ

Zrakové vnímání I

pracovní
sest 1



rozdívá



napravuje



baví




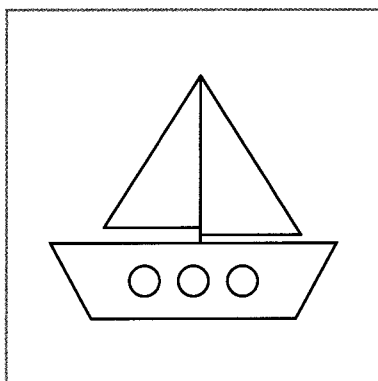
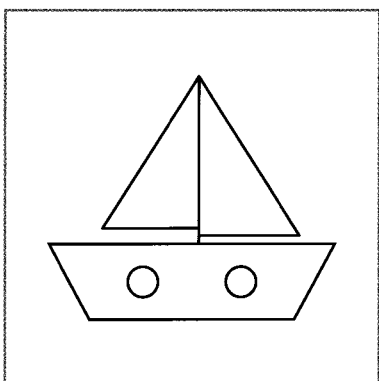
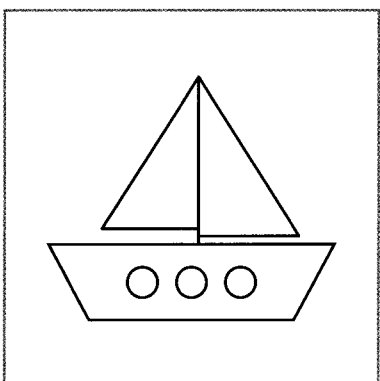






Jméno _____

RAABE

Společně pro kvalitní
vzdělávání













DOKRESLOVÁNÍ OBRÁZKŮ

Najdi v řadě vždy jeden obrázek, který je jiný, a dokresli ho tak, aby byly obrázky stejné.




STEJNÉ TVARY

Přiřaď k sobě stejné tvary.








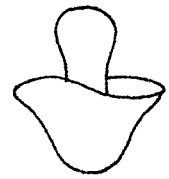

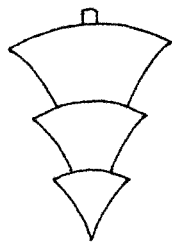
VÁNOČNÍ STROM

Vánoční strom se pyšní krásnou hvězdou. Najdeš mezi hvězdami stejnou? Strom vybarvi.




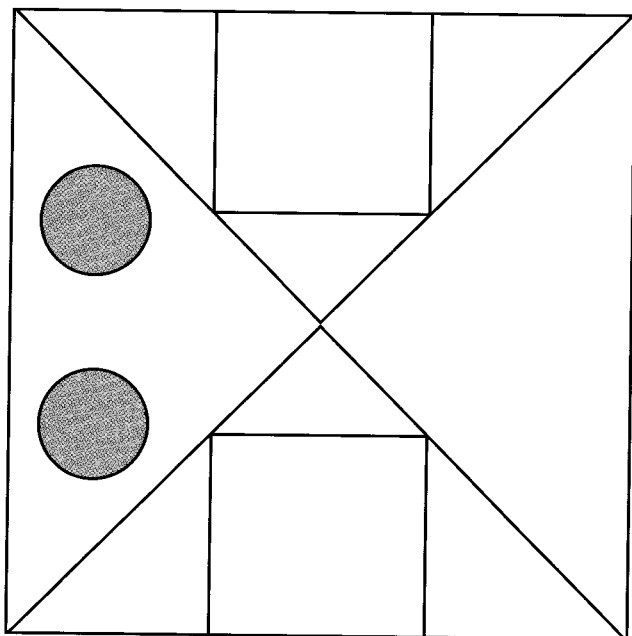

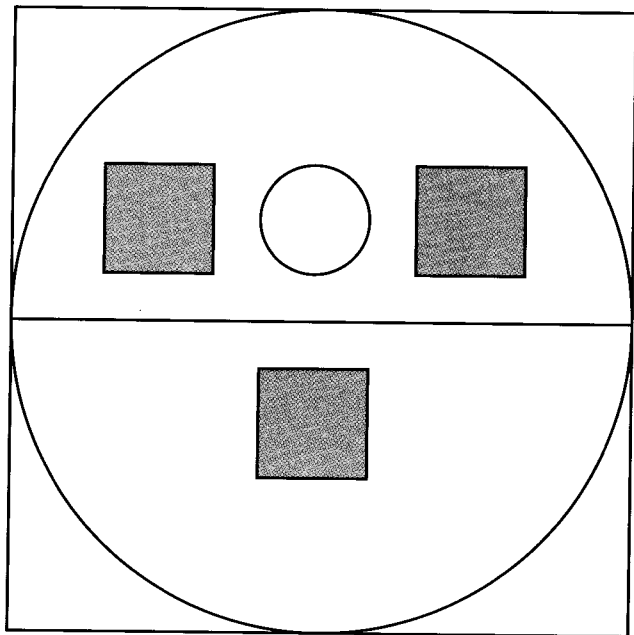
ODLIŠNÝ OBRÁZEK

Který obrázek v řadě je jiný? Vybarvi ho.





PŘEKRESLOVÁNÍ TVARŮ

Překresli co nejpřesněji tvar na levé straně.



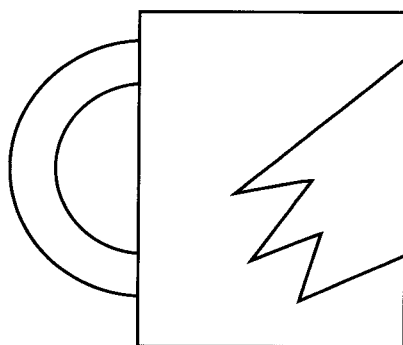
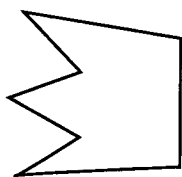
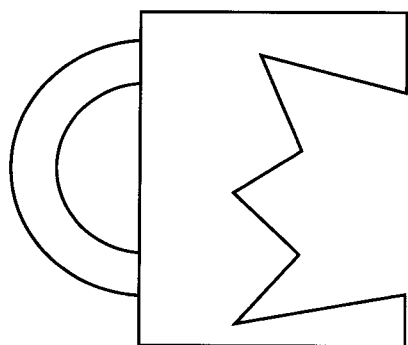
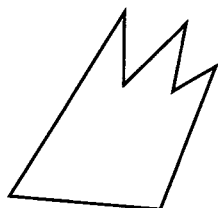
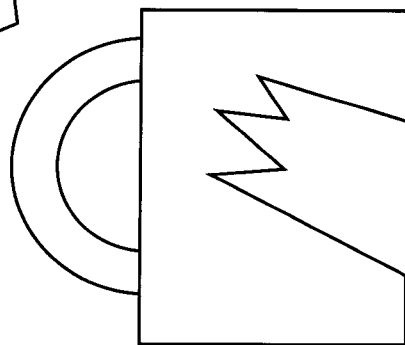

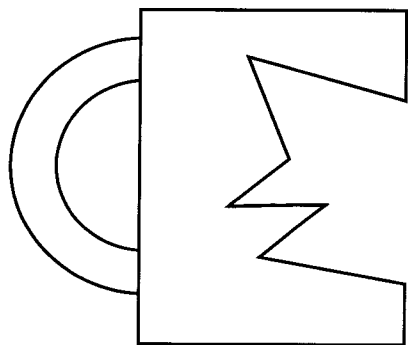

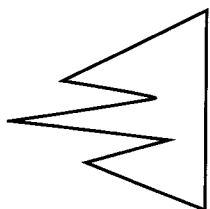
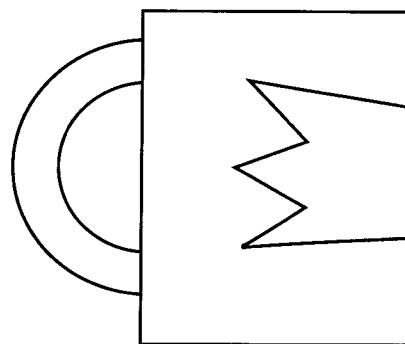

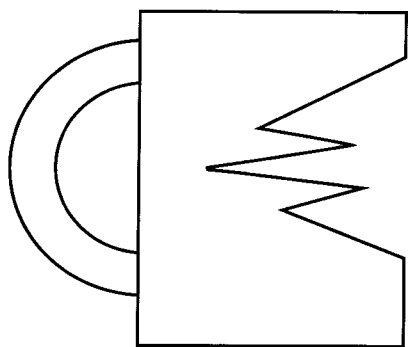
CO NA OBRÁZKU CHYBÍ

Zjisti, co všechno na obrázku chybí, a dokresli to.




SPRÁVNÉ STŘEPEY

Najdi správné střepy, které by zapadly do rozbitých hrnků. Hrnečky poté vybarvi.




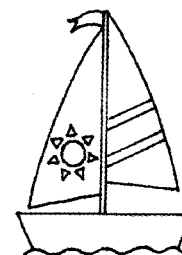


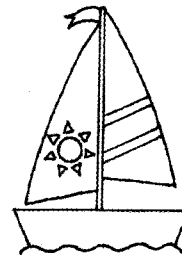






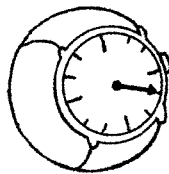






TEČKOVANÉ PŘEDMĚTY

Pojmenuj tečkované předměty. Pak je obtáhni a vybarvi.







ODLIŠNÝ OBRÁZEK

Najdi ve sloupci vždy jeden obrázek, který se liší od ostatních.




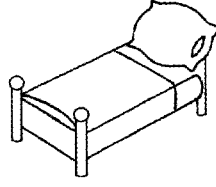
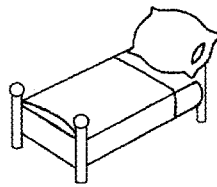
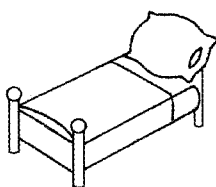
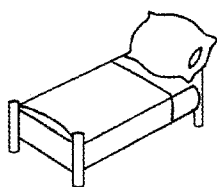
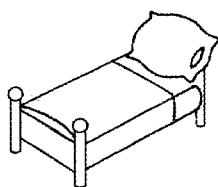
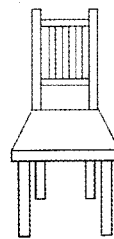
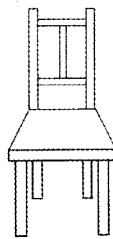
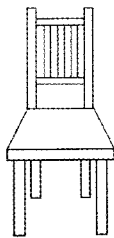
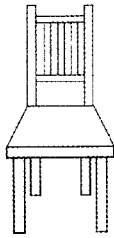
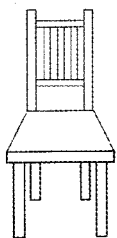






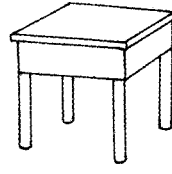
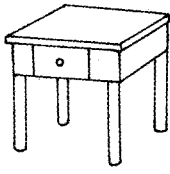


STÍNY ZVÍŘAT

Na obrázcích jsou stíny různých zvířat. Děti je omylem rozstříhaly a teď hledají, co k čemu patří. Pomůžeš jim? Každé zvíře pojmenuj.











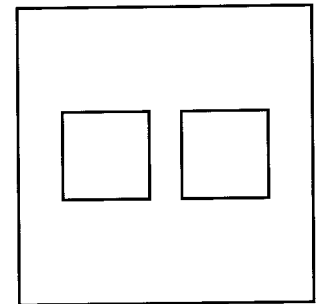
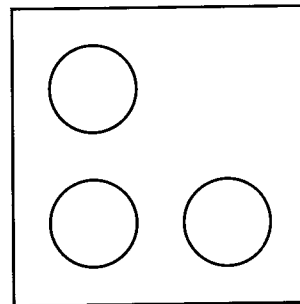
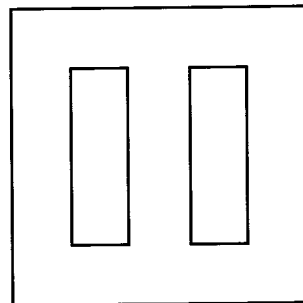
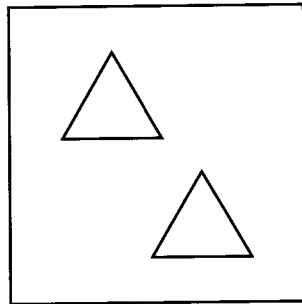
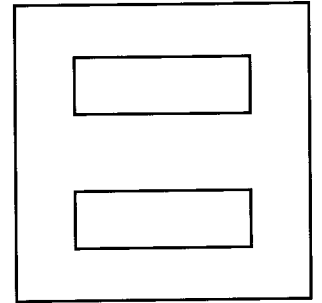
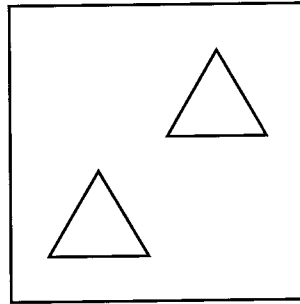
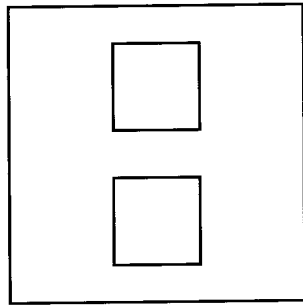
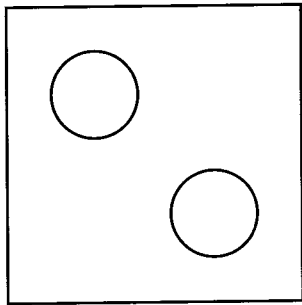
ODLIŠNÝ OBRÁZEK

Který obrázek v řadě je jiný? Vybarvi ho.



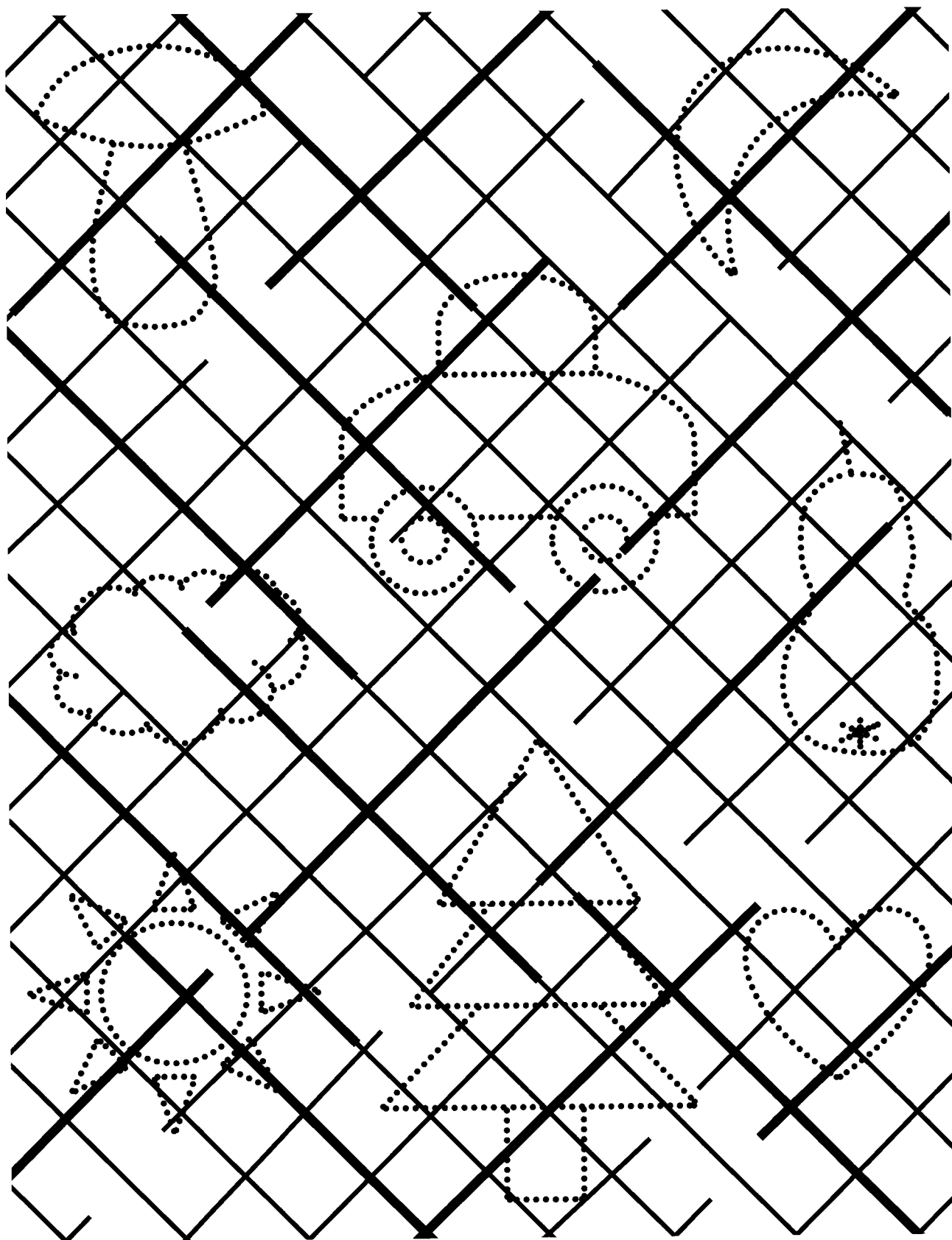
PŘEKRESLOVÁNÍ OBRÁZKŮ

Překresli tvary dolů do rámečků.



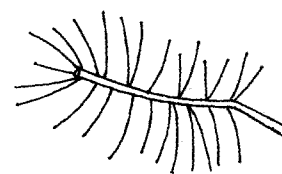
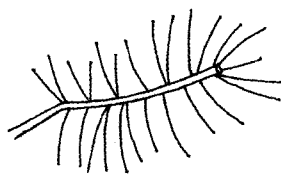
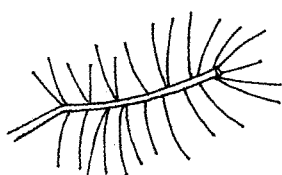
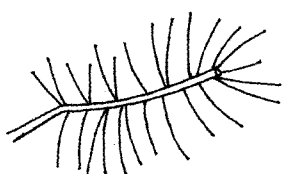
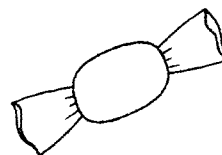
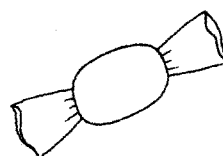
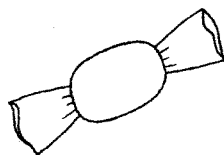
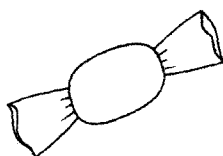
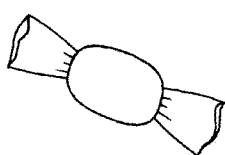










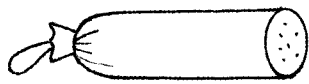

VYTEČKOVANÉ OBRÁZKY

Pojmenuj vytečkované obrázky, obtáhni je a vybarvi.







ODLIŠNÝ OBRÁZEK

Který obrázek v řadě je jiný? Vybarvi ho.





POMÍCHANÉ OVOCE

Promíchaly se nám dva obrázky ovoce. Poznáš, o jaké ovoce se jedná? Vyber si na obrázku vždy jedno ovoce a to vybarvi.






STÍNY ZVÍŘAT

Které zvíře dole nenajde svůj stín? Dej ho do kroužku. Všechny ostatní stíny propoj se zvířaty.



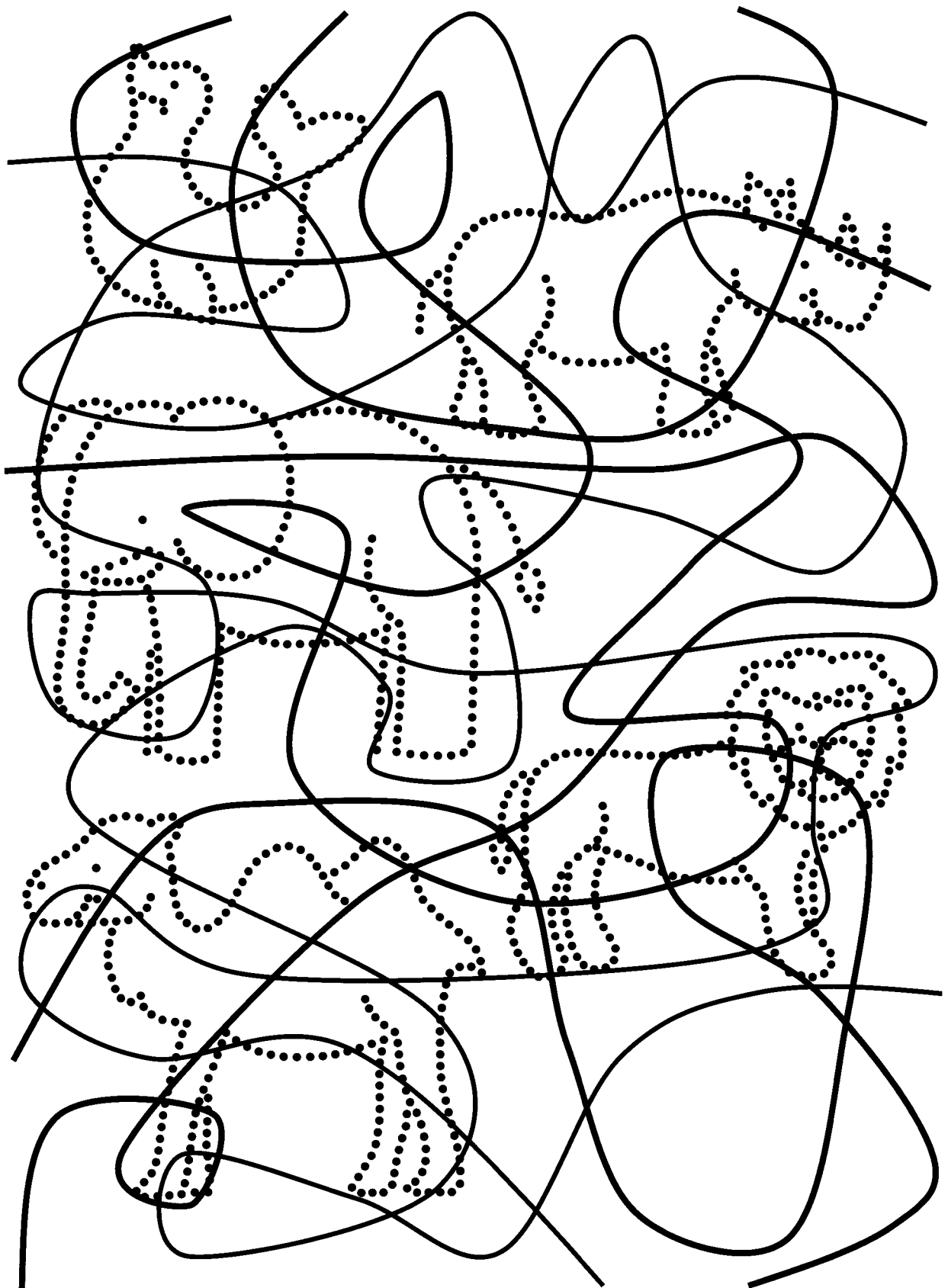
ODLIŠNÝ OBRÁZEK

Který obrázek v řadě je jiný? Škrtni ho.





VYTEČKOVANÁ ZVÍŘATA

Pojmenuj vytečkovaná zvířata, obtáhni je a vybarvi.




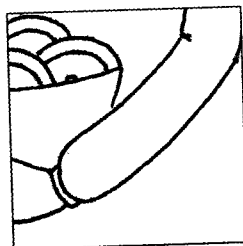

ROZDÍLY

Čím se od sebe liší dva obrázky? Pokus se dolní obrázek podle horního dokreslit.



SPRÁVNÉ DÍLKY

Dílky vystřihni a nalep na místo, kam patří. Poté obrázek vybarvi.



VYBARVOVÁNÍ

Vybarvi si obrázek podle své fantazie.



KuliFerda

Kompletní sada pracovních sešitů je praktickou pomůckou pro rozvoj školní zralosti a práci s dětmi s potenciálním rozvojem SPU. Všechny aktivity lze jednoduše zařadit při práci s dětmi v MŠ nebo využít pro domácí procvičování s rodiči.

NOVINKA
pro předškolní
vzdělávání

Kompletní sada pracovních sešitů pro rozvoj školní zralosti u dětí v MŠ



KuliFerda — rozvíjí — napravuje — baví!

RAABE

Společně pro kvalitní
vzdělávání

Nakladatelství Dr. Josef Raabe, s.r.o.

Rumunská 18/22, 120 00 Praha 2

tel.: +420 284 028 940, 941

fax: +420 266 310 660; e-mail: raabe@raabe.cz

www.raabe.cz

ISBN 978-80-87553-76-3



9 788087 553763